

Ki. Node One

ZHAGA LoRaWAN

Interoperable Smart Node

The Ki. Node is a smart device that can be installed on new and existing street lighting infrastructure throughout the city.

Each Ki. Node transforms the lamppost into a wireless communication point and connects to an interoperable ecosystem, creating a virtual flow of data within your smart city. This is possible via an internal antenna, enabling the Ki. Node to connect with other assets in the ecosystem, via LoRaWAN, creating a two-way digital data flow.

Features

- ZHAGA socket (book18)
- Can control additional independent devices
- Enables individual remote management, ON / OFF / Dimming of streetlight lamps with Osram DEXAL / Philips SR control gear
- Specially designed and optimized for LPWA networks.
- Autonomous operation based on predefined schedules, light level sensor and adaptive lighting
- Adaptive lighting capabilities
- Bandwidth efficient with minimal communication requirements.
- Secure communication based on encryption keys.
- Electrical parameters monitoring (measured by control gear): V, W, A, Wh, PF, frequency
- Advanced data synchronization and notification mechanism
- Internal precision Real time clock (RTC) with backup battery
- Infrared interface for local configuration
- Integrated light level sensor
- Over The Air (OTA) firmware update
- Designed lifetime: 10+ years
- TALQv2 certified solution



Connect with Ki.

Plug-and-play upgrade for lamps compatible with Zhaga socket (book 18) with full lamp management and feedback functionality.

Control beyond street lighting

Fundamentally equipped to control streetlight dimming profiles and switching schedules, with an integrated photocell, the Ki.Node captures a plethora of other critical data, such as:

- Energy consumption
- Burning hours Voltage
- Column integrity
- Power outage warning
- Many more variables

The Ki. Node can also identify and communicate issues concerning the lamp, physical changes to the column or electrical anomalies, as well as operating as normal and logging activity even when disconnected from the communication network – so data is always captured.

In the unlikely instance of a lost connection from the network, Ki. Nodes continue to control streetlights against the profiles assigned via the Ki. City platform.

Ki. Node One

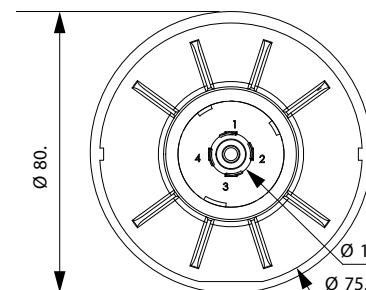
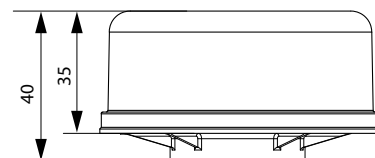
ZHAGA LoRaWAN

Technical Specification

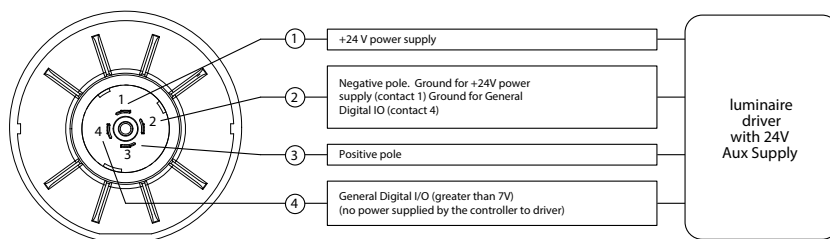
Zhaga Node One- F6912	
Lamp Type	LED, CF, HID / Osram DEXAL / Philips SR control gear
Maximum lamp power	Depending on the lamp control gear
Additional controlled devices	Yes, independent controlled
Functions / Operation mode	ON / OFF / Dimming
Dimming range	1%-100% (linear or logarithmic depending on control gear settings)
Control interface	(IEC 62386) / Philips SR
Power supply	24 VDC (min 21 .6 VDC - max 30VDC)
External interface	infrared
Network interface	LoRaWAN (Class C or Class A)
RF spectrum	868MHz
Certifications	CE, SR Signify
Last gasp	Yes
Firmware update	IR (infrared) / OTA (over the air)
GPS	Not available
Security	Encrypted communication based on security keys (AES128-bit)
Surge protection	provided by control gear
Internal scheduling memory	128 events (daily / weekdays / weekends / fixed date / exceptions)
Measurement accuracy	Depending on control gear specifications
Average power consumption	0.5W/ 24V
Maximum power consumption	1W/ 24V peak power according to DiIA
Precision Real Time Clock (RTC)	Yes, battery operated
Battery operation time	10 years +
Real-time lamp operation	Yes
Digital input	1x dry contact (for PIR sensor, photocell sensor, open door sensor etc.)
Output	Festive lighting or another occasional consumer (if it is a Bus device)
Light sensor	Integrated. Configurable threshold.
Ingress protection	IP66 (IEC 60529)
Impact protection	IK09 (IEC 62262)
Operating temperature range	-25°C to +70°C
Weight	70 ± 5 g
Dimensions (diameter x height)	80 x 40 mm
Mounting	Zhaga (book 18)
Compliant standards	• RED Directive: LVD Directive & protection of health (EN IEC 62368-1, EN IEC 62479), EMC Directive (ETSI EN 301 489-1, EN 301 489-3), Efficient use of radio spectrum (ETSI EN 300 220-1, EN 300 220-2, EN 300 220-2, EN 303 413) • RoHS Directive • Environmental Testing: EN 60068-2-1, EN 60068-2-2



ZHAGA



ELECTRICAL CONNECTIONS:



Please contact our sales office for further details

Lucy Zodion Ltd,
Station Road,
Sowerby Bridge,
HX6 3AF, United Kingdom

Tel +44 (0)1422 317337
Fax +44 (0)1422 836717
ki.enquiries@lucyzodion.com
www.lucyzodion.com/ki-community/